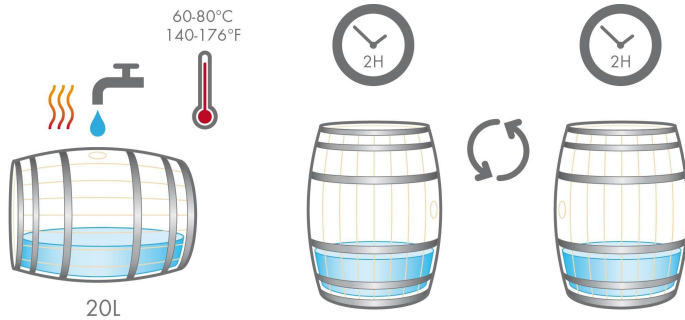




HOW TO USE A NEW BARREL

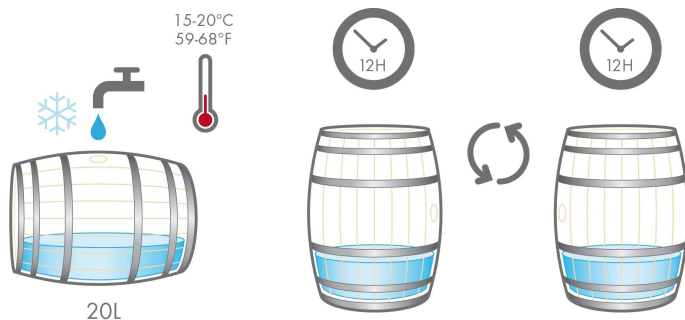
IMMEDIATE USE AFTER DELIVERY

1st Method



1. Fill the barrel with 20 litres of **hot water** and insert the bung.
2. Store the barrel vertically, on one head for 2 hours.
3. Turn the barrel onto the other head and leave for 2 hours.
4. Empty the barrel, rinse with clean water and allow to drain.

2nd Method

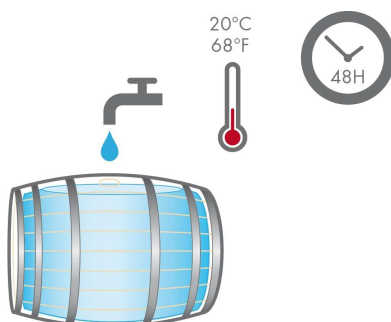


1. Fill the barrel with 20 litres of **cold water** and insert the bung.
2. Store the barrel vertically, on its head for 12 hours.
3. Turn the barrel onto the other head, and leave for 12 hours.
4. Empty the barrel, rinse with clean water and allow to drain.

RECOMMENDATIONS FOR STORING NEW BARRELS PRIOR TO USE

Leave the barrel wrapped in the plastic film.
Store the barrel in a clean area with a high relative humidity (>75%), and protected from draughts.

USE AFTER MORE THAN 1 MONTH STORAGE (Recommended method after long transit time)



1. Fill the barrel with cold water, and cover the bung hole.
2. Leave the barrel full for 48 hours.
3. Empty the barrel.
4. Rinse with clean water and allow to drain.

NB— CHLORINATED WATER SHOULD NOT BE USED